



Kentucky High School Athletic Association

2280 Executive Drive ° Lexington, KY 40505 ° www.khsaa.org ° (859)299-5472 (859)293-5999 (fax)

To: Superintendent, Principal, and Athletic Director

From: Brigid L. DeVries, Commissioner
Larry Boucher, Assistant Commissioner *LJB*


Date: June 20, 2003

Subject: 2002-2003 Annual Report Forms Submission

School: South Oldham High School

Enclosed please find a copy of Form T-65, The 2002-2003 Annual Report Forms Checklist. In addition, you may find an attachment with corrected copies of the forms submitted by your school personnel. Please review this information so the forms can be completed accurately in the future. Also, KHSAA Audit Staff may have requested a re-submission of some of the 2002-2003 Annual Report Forms or need additional information on your athletic programs. Please submit this information by the date requested if this is applicable. Copies and all KHSAA Title IX documents must be kept current and included in your permanent Title IX File at the school. All documents are subject to Open Records Requests.

Should you need any further information, please do not hesitate to call anytime.



MEMORANDUM

TO: KHSAA Member School Superintendents, Principals, and Athletic Directors

FROM: Brigid L. DeVries, Commissioner
Larry Boucher, Executive Assistant Commissioner *L. Boucher*

DATE: May 13, 2003

RE: 2003 Title IX Forms Submission

School	South Oldham High School	Reviewed by	Phyllis Catlett
--------	--------------------------	-------------	-----------------


The following is a status report regarding the required 2002 - 2003 Title IX submission of forms due in to the KHSAA office by April 15, 2003. Appropriate audit personnel have reviewed these forms and the following is a summary of this review.

I. Checklist of Forms properly submitted in a satisfactory manner:

✓	GE 19 (Annual Verification)	✓	T-35 (Budget Expenses)
✓	T-1 (Summary Program Chart 1)	✓	T-36 (Budget Expenses)
✓	T-2 (Summary Program Chart 2)	✓	T-41 (Checklist - Overall Interscholastic Program)
✓	T-3 (Summary Program Chart 3)	✓	T-60 (Corrective Action Plan)
✓	T-4 (Summary Program Chart 4)	OK	T-63 (Interscholastic Survey Results) - Granted Waiver

II. Status

A.	✓	2002 - 2003 Forms are satisfactory and no further information or action is necessary at this time.
B.		Errors have been noted with respect to the following forms and corrected copies are being returned to you for placement in your Title IX file to ensure proper submission in the future.
C.		The following forms were omitted and must be submitted by school representatives.
	✓	<p>Other Recommendation and Comments:</p> <ul style="list-style-type: none"> • Students should be added to the Gender Equity Review Committee membership, and should be active participants of the committee. • The school is currently not meeting any of the tests for participation opportunities for girls. The school cannot check "neither program" on Form T-41 beside "accommodations of interests and abilities" if they are not currently meeting one of the three-prong tests on female participation. Please correct in your file. • Have a nice summer.



MEMORANDUM

To: KHSAA Member School Superintendents, Principals, and Athletic Directors
 From: Brigid L. DeVries, Commissioner
 Larry Boucher, Assistant Commissioner

Date: May 13, 2003

Re: 2003 Title IX Forms Submission

School	<u>SOUTH OLDAHAM HIGH</u>	Reviewed by	<u>PHYLLIS CATLETT</u>
--------	---------------------------	-------------	------------------------

The following is a status report regarding the required 2002-2003 Title IX submission of forms which were due in to the KHSAA office by April 15, 2003. Appropriate audit personnel have reviewed these forms and the following is a summary of this review.

I. Checklist of Forms properly submitted in a satisfactory manner:

<input checked="" type="checkbox"/>	GE 19 (Annual Verification)	<input checked="" type="checkbox"/>	T-35 (Budget Expenses)
<input checked="" type="checkbox"/>	T-1 (Summary Program Chart 1)	<input checked="" type="checkbox"/>	T-36 (Budget Expenses)
<input checked="" type="checkbox"/>	T-2 (Summary Program Chart 2)	<input checked="" type="checkbox"/>	T-41 (Checklist – Overall Interscholastic Program)
<input checked="" type="checkbox"/>	T-3 (Summary Program Chart 3)	<input checked="" type="checkbox"/>	T-60 (Corrective Action Plan)
<input checked="" type="checkbox"/>	T-4 (Summary Program Chart 4)	<input checked="" type="checkbox"/>	T-63 (Interscholastic Survey Results) - <u>CANTED WAIVER</u>

II. Status

A.	<input checked="" type="checkbox"/>	2002-2003 Forms are satisfactory and no further information or action is necessary at this time.
B.		Errors have been noted with respect to the following forms and corrected copies are being returned to you for placement in your Title IX file to ensure proper submission in the future.
C.		The following forms were omitted and must be submitted by school representatives.
D.		Other Recommendation and Comments: <i>Students should be added to the Gender Equity Committee membership and be active participants of the committee. The school is currently not meeting, with the best of participation opportunities for girls. The school cannot check either on form T-4 on accommodations of interschool activities if it is not currently meeting one of the three-point test for female participation. Please correct in your file. Done & nice summer!</i>

APR 08 2003

KHSAA
Form GE19
Rev. 9/02



**2002-2003 KENTUCKY HIGH SCHOOL ATHLETIC ASSOCIATION
ANNUAL VERIFICATION OF TITLE IX PROCEDURES
(To be submitted by April 15, 2003 along with other required forms)**

The SOUTH OLDHAM High School, CRESTWOOD, Kentucky
(Name of High School) (City)

certifies to the Kentucky High School Athletic Association that the following is an accurate and true representation of the facts surrounding compliance with 20 U.S.C. Sections 1681-1688, et. Seq. (also known as Title IX)

I certify the following provisions in accordance with records at the school contained in the permanent Title IX file, and to the best of my knowledge have completed the following tasks. (All boxes must be checked)

Established a gender equity committee at the high school. (list committee personnel and provide attachment if necessary)

Name	Address	Phone	Title
Mitchell F. Irvin	6614 Ashbrooke Dr. Pewee Valley, KY 40056	502-241-3815	Athletic Director
Randy Penner	7301 Old Floydsburg Rd., Crestwood, KY 40014	502-241-1023	Assistant Athletic Director
Stacy Pendleton	3109 Horseshoe Ct., Crestwood, KY 40014	502-243-3841	Girls Basketball Coach
Steve Simpson	7107 Jonathan Ct., Crestwood, KY 40014	502-241-2198	Boys Basketball Coach
Kathy Gilmet	8109 Chapel Dr., Crestwood, KY 40014	502-241-2017	FastPitch Softball Coach
Bill Cofer	10505 Trotter Point Dr. #101, Louisville, KY 40201		Parent/Baseball Coach
Michael Slider	100 Washington Ct., LaGrange, KY 40031	502-222-7368	SBDM Member/Asst. Girls Basketball

Scheduled a minimum of three meetings during the 2002-2003 school year on the following dates:
September 10, 2002
November 19, 2002
March 31, 2003

Designated the following person(s) as the Title IX coordinator for the school/district:

Mitchell F. Irvin	Athletic Director	5900 HWY 329 Crestwood, KY 40014	502-241-6681
Name	Title	Address	Phone

School personnel are continuing to make periodic reviews of the boys and girls athletics program reflected in the Corrective Action Plan.

In addition to the above information, the above referenced school maintains a complete permanent file relative to Title IX records including copies of the self-assessment audit, all corrective action plans, and other related materials.

Barbara B. Seadley 4/1 20 03
Principal's Signature Date

W. Paulie Hester Linda Theiss
Superintendent Signature School Board Chairpersons' Signature

(Send original copy to KHSAA - Maintain duplicate in Title IX school folder)

2002-2003
ACCOMMODATION OF INTERESTS AND ABILITIES
SUMMARY PROGRAM CHART 1

KHSAA
 Form T1
 Rev. 9/02

Participation Opportunities Test One

		(Column 1)	(Column 2)	(Column 3)	(Column 4)
	Program	Enrollment	Percentage of Total Enrollment	Number of Interscholastic Participants (double and triple count)	Percentage of Total Participation
Row 1	GIRLS	684	49%	293	41%
Row 2	BOYS	711	51%	428	59%
Row 3	Totals	1,395	100%	721	100%

Instructions:

*Number of 8th grade students & below used in Column 4 calculations if applicable: 23

- 1) Determine the total number of girls enrolled, (place in Row 1, Column 1). Determine the total number of boys enrolled, (place in Row 2, Column 1).
- 2) Add the total number of girls and boys enrolled to determine total enrollment, (place in Row 3, Column 1).
- 3) Calculate the percentage of total enrollment that is female. (Divide Row 1, Column 1 by row 3, Column 1 and place in Row 1, Column 2.) Calculate the percentage of total enrollment that is male. (Divide Row 2, Column 1 by Row 3, Column 1 and place in Row 2, Column 2.) Note: Row 1, Column 2 plus Row 2, Column 2 should total 100%.
- 4) Ask the head coaches to review the most updated eligibility or squad lists for their teams. Ask coaches to confirm the names of those individuals who are on the team as of the first **date of competition**, and cross out the names of those who were cut from the team or quit the team prior to the first competitive event. Determine the total number of interscholastic athletics participants that are girls, (and place in Row 1, Column 3). In order to determine the total number of athletics participants, an individual should be counted each time he or she participates on a team. For example, if Jane Doe competes on the varsity volleyball team, the junior varsity volleyball team, the junior varsity basketball team, and the varsity softball team, she should be counted as four participants (**do not include club or intramural sports participants, cheerleaders, dance teams, or pom squads**). Calculate the same way for boys and girls. * In addition, should 8th grade students and below play on a Freshman, Junior Varsity, or Varsity team, they should also be counted for each team and sport on which they participate. If applicable, please asterisk the above notation as to how many 8th grade students & below are included in the totals. Using the same procedure, determine the total number of interscholastic athletic participants that are boys, (and place in Row 2, Column 3). Add Row 1, Column 3 plus Row 2, Column 3 to get total participants and place in Row 3, Column 3.
- 5) Calculate the percentage of female participation. (Row 1, Column 3 divided by Row 3, Column 3 and place in Row 1, Column 4.) Calculate the percentage of male participation. (Row 2, Column 3 divided by Row 3, Column 3 and place in Row 2, Column 4.) Note: Row 1, Column 4 plus Row 2, Column 4 should total 100%.

Note: While being within three percent is not a formal compliance standard; if the percent listed in Row 1, Column 4 is within 3% of Row 1, Column 2, then it provides a good target within which compliance is likely.

Principal's Signature: _____

Barbara J. Kelly

Date: _____

4/1/03

2002-2003
ACCOMMODATION OF INTERESTS AND ABILITIES
SUMMARY PROGRAM CHART 2


KHSAA
 Form T2
 Rev. 9/02

Participation Opportunities Test Two

			Column 1	Column 2	Column 3	Column 4	Column 5
Program			Number of Teams Currently Offered	Number of Participants	Number of Teams Added in Last Five Years	Number of Participants Added in Last Five Years	Percent of Total Participation By Sex Added in Last 5 Years
GIRLS	Row 1	varsity:	9	169	0	0	
	Row 2	j.v.:	5	89	1	21	
	Row 3	frosh:	3	35	2	21	
	Row 4	total:	17	293	3	42	14%
BOYS	Row 5	varsity:	10	234	0	0	
	Row 6	j.v.:	5	94	1	18	
	Row 7	frosh:	4	100	1	14	
	Row 8	total:	19	428	2	32	7%

- 1) For Column 1, list the number of interscholastic teams offered for girls and boys at each competitive level (varsity, junior varsity, and freshman). For girls, total each of the entries in Rows 1, 2, and 3 into Row 4. For boys, total Rows 5, 6, and 7 into Row 8.
- 2) For Column 2, list the number of participants at each level. For girls, total each of the entries in Rows 1, 2, and 3 into Row 4. For boys, total Rows 5, 6, and 7 into Row 8. **Note:** The totals in Row 4 for girls and in Row 8 for boys must be the same as the totals in Form T-1, Column 3, Rows 1 and 2 respectively.
- 3) For Column 3, list the number of interscholastic teams that have been added in the last five years at each competitive level. Count each team added during the 5 year period only one time. e.g. Girl's junior varsity soccer was added 3 years ago, count the team only once, not 3 times. For girls, total the entries in Rows 1, 2, and 3 into Row 4. For boys, total Rows 5, 6, and 7 into Row 8.
- 4) For Column 4, list the number of participants that are currently on each level of the teams that were added in the last five years. If a team was added previously but no longer exists, there are no current participants to be added for that team. For girls, total the entries in Rows 1, 2, and 3 into Row 4. For boys, total Rows 5, 6, and 7 into Row 8.
- 5) For Column 5, calculate the percentage of participants that have been added in the last five years. For girls, take the number in Column 4, Row 4 and divide by the number in Column 2, Row 4. For boys, take the number in Column 4, Row 8 and divide it by the number in Column 2, Row 8.

Note: If the percentage of current participants added in the last five years is 25% or greater, compliance with test two may be possible. If less than 25%, then compliance with test three should be analyzed. **CAUTION:** 25% is not a formal compliance standard.

Principal's Signature:  Date: 4/1/03

2002-2003
ACCOMMODATION OF INTERESTS AND ABILITIES
SUMMARY PROGRAM CHART 3

Participation Opportunities Test Three

For any question answered "YES" identify the respective sport(s).

	GIRLS (Yes / No)		BOYS (Yes / No)
1. For a sport not currently played at the interscholastic level (varsity, junior varsity, or freshman) in your school, is there an intramural team offered for that sport?	No		No
2. For a sport <u>not</u> currently offered in your interscholastic athletics program, is there sufficient interest to form a viable interscholastic team based on participation on an intramural team or community recreation teams?	No		No
3. For a sport <u>not</u> currently offered, is there sufficient interest to form a viable interscholastic team based on student responses from the interscholastic survey?	No		No
4. For a sport currently offered at the varsity level only, is there sufficient interest to form a viable team for a junior varsity, or freshman team that is not currently offered?	Yes – Girls 9 th Softball added 2003		No
5. For a sport currently offered at the junior varsity or freshman level is there sufficient interest to form a varsity team not currently offered?	No		No
6. If you answered YES to question (1), (2), (3), (4), or (5), are there enough high schools in your geographic area offering the sport (at the appropriate level) to allow for the development of a reasonable schedule of competition?	Yes – Scheduled 13 games for 2003 season		No

Principal's Signature: *Barbara Seadly* Date: 4/1/03

2002-2003
ACCOMODATION OF INTERESTS AND ABILITIES+
SUMMARY PROGRAM CHART 4

Levels of Competition Test One

		Column 1	Column 2	Column 3
Girls	Team Levels	Number of Teams Currently Offered	Number of Participants	Percentage of Participants at Each Level
Row 1	varsity:	9	169	58%
Row 2	j.v.:	5	89	30%
Row 3	frosh:	3	35	12%
Row 4	total:		293	100%
Boys				
Row 5	varsity:	10	234	55%
Row 6	j.v.:	5	94	22%
Row 7	frosh:	4	100	23%
Row 8	total:		428	100%

- 1) Column 1, list the number of interscholastic teams offered for girls and boys at each competitive level; varsity, junior varsity, and freshman. (Refer to Form T-2, Accommodation of Interests and Abilities, Summary Program Chart 2, Column 1.)
- 2) For Column 2, list the number of participants at each level. For girls, total the entries in Rows 1, 2, and 3 into Row 4. For boys, total the entries in Rows 5, 6, and 7 into Row 8. (Refer to Form T-2, Accommodation of Interests and Abilities, Summary Program Chart 2, Column 2.)
- 3) For Column 3, calculate the percentage of female and male participants at each level.
For girls' varsity, junior varsity, and frosh, respectively:
 - Divide Column 2, Row 1 by Column 2, Row 4, and place the percentage in Column 3, Row 1.
 - Divide Column 2, Row 2 by Column 2, Row 4, and place the percentage in Column 3, Row 2.
 - Divide Column 2, Row 3 by Column 2, Row 4, and place the percentage in Column 3, Row 3.
 -
 For boys' varsity, junior varsity, and frosh, respectively:
 - Divide Column 2, Row 5 by Column 2, Row 8, and place the percentage in Column 3, Row 5.
 - Divide Column 2, Row 6 by Column 2, Row 8, and place the percentage in Column 3, Row 6.
 - Divide Column 2, Row 7 by Column 2, Row 8, and place the percentage in Column 3, Row 7.

Principal's Signature: _____

Date: _____

**2002-2003
BUDGETED AND ACTUAL EXPENDITURES - PROGRAM COMPARISON CHART
TO INCLUDE BOOSTER CLUB FUNDING**

	equipment and supplies		travel		awards		coaches' salaries (to include supplemental and extended employment)		facilities improvements		publications (if sport-specific)	
	B	E	B	E	B	E	B	E	B	E	B	E
G basketball	9,575.00	8,960.69	5,000	4,132.00	2,500.00	721.48	13,201	13,201	—	—	—	—
B basketball	5,400.00	16,269.95	5,000	3,176.00	1,000.00	630.00	15,633	15,633	—	—	—	—
G softball	4,250.00	2,798.15	4,000	1,087.75	950.00	408.31	3,199.00	3,199.00	700.00	350.00	—	—
B baseball	7,000.00	6,587.25	4,000	3,861.25	1,000.00	530.35	7,106.00	7,106.00	1,000.00	750.00	—	—
G cross country	2,050.00	6,482.00	2,500	4,281.00	1,430.00	1,139.00	2,253.00	2,253.00	—	—	—	—
B cross country	2,050.00	2,050.00	2,500	4,281.00	1,430.00	1,139.00	2,128.00	2,128.00	—	—	—	—
G golf	550.00	485.60	100.00	394.51	100.00	104.75	1,160.00	1,160.00	—	—	—	—
B golf	500.00	00.00	200.00	155.00	50.00	00.00	1,160.00	1,160.00	—	—	—	—
G soccer	6,275.00	3,861.00	4,000	3,519.00	3,500.00	5,455.00	5,096.00	5,096.00	—	—	—	—
B soccer	7,300.00	5,508.00	3,000	1,869.00	3,750.00	2,838.00	4,311.00	4,311.00	—	—	500.00	00.00
G swimming**	400.00	458.00	1,500	1,364.00	500.00	140.00	1,549.00	1,549.00	—	—	—	—
B swimming**	400.00	458.00	1,500	1,364.00	500.00	140.00	1,549.00	1,549.00	—	—	—	—
**Same coach for both												

1. Budget and expenditures on this 2002-2003 year report due by April 15, 2003, should reflect the total monies budgeted and spent for the entire year of 2001-2002 ending June 30, 2002.
 2. "B" is for budgeted dollar amounts and "E" is for actual dollar expenditures.
 3. Booster Club Funding/Contributions must be included in the expenditures total.

Principal's Signature: *Matthew J. Judd* Date: 4/1/03
 Copyright 1999, Good Sports, Inc., Title IX and Gender Equity Specialists. All rights reserved.

**2002-2003
BUDGETED AND ACTUAL EXPENDITURES - PROGRAM COMPARISON CHART 2
TO INCLUDE BOOSTER CLUB FUNDING**

Teams	equipment and supplies		travel		awards		coaches' salaries (to include supplemental and extended employment)		facilities improvements		publications (if sport-specific)	
	B	E	B	E	B	E	B	E	B	E	B	E
G track	25,500	4,394.50	4,000	2,189.88	2,000	313.95	3,436	3,436	00.00	1,025		
B track	25,500	4,394.50	4,000	2,189.88	2,000	313.95	3,318	3,318	00.00	1,025		
G tennis	475.00	358.14	300	106.25	400	139.30	1,695	1,695				
B tennis	450.00	48.20	300	106.25	400	00.00	1,321	1,321				
G volleyball	4,500	3,407	3,800	3,513	2,300	1,033	2,400	2,400				
B wrestling	13,150	7,796	4,000	3,911	1,550	1,618	3,955	3,955				
G (list sport)												
B (football)	15,700	16,193	2,500	2,055	2,600	3,858	29,421	29,421	3,500	5,693	4,000	3,580
G (list sport)												
B (list sport)												

- Budget and expenditures on this 2002-2003 year report due by April 15, 2003, should reflect the total monies budgeted and spent for the entire year of 2001-2002 ending June 30, 2002.
- "B" is for budgeted dollar amounts and "E" is for actual dollar expenditures.
- Booster Club Funding/Contributions must be included in the expenditures total.


Principal's Signature:  Date: 4/1/03

2002-2003 KHSAA TITLE IX ATHLETICS AUDIT

KHSAA
Form T41
Rev. 9/02

Checklist - Overall Interscholastic Athletics Program

Areas of Compliance	ADVANTAGE TO (Respond based on Internal Evaluation by checking the appropriate column.)		
	GIRLS' PROGRAM	BOYS' PROGRAM	NEITHER PROGRAM
OPPORTUNITIES			
Accommodation of Interest and Abilities			XX
BENEFITS			
Equipment and Supplies			XX
Scheduling of Games and Practice Time			XX
Travel and Per Diem Allowances			XX
Coaching			XX
Locker Rooms, Practice and Competitive Facilities			XX
Medical and Training Facilities and Services			XX
Publicity			XX
Support Services			XX
Athletic Scholarships			N/A
Tutoring			XX
Housing and Dining Facilities and Services			N/A
Recruitment of Student Athletes			N/A

Principal's Signature:  Date: 4/1/03

School Name: SOUTH OLDHAM H.S.
 School Year: 2002-03
 Principal's Signature: *Richard J. Jurdly*
 Date: *4/1/03*

2002-2003
 TITLE IX

CORRECTIVE ACTION PLAN

To complete this form, indicate the intended area which needs corrective action, the suggested change and time table for implementation. You may copy this form as needed. Please attach corrective action plans along with audit forms and submit by April 15, 2003.

ITEM FOR CORRECTION	SUGGESTED CHANGE	TIME TABLE FOR CORRECTIVE ACTION
South Oldham Softball Complex - Acquired 3 lighted fields at the Crestwood Elementary School - Located less than 1 mile from main Campus.	Renovate main lighted field and make playable with new field and grounds enhancements by Spring 2003. Remaining fields will be developed as practice or game facilities for softball or other teams.	Main Filed Spring/Summer of 2003. Other remaining fields by summer of 2005.
South Campus Multi-purpose facility. Help with over-crowding in sports of wrestling, etc.	Develop a multi-purpose facility for the South campus that would alleviate crowding problems for Wrestling and other teams.	Buy/Build/ and/or develop by Summer of 2005.
Continue goals of Project 2000	Possible practice areas to alleviate growth of school.	As funds and land becomes available.

▪ An explanation (status report) is needed for all areas identified previously as items for correction as well as all areas currently identified as items for correction. This form shall be typed.

Principal's Signature: *Richard J. Jurdly* Date: *4/1/03*

2002-2003 INTERSCHOLASTIC ATHLETICS SURVEY

Summary of Student Responses

School Name: South Oldham High School

School Enrollment: 1,395

Date: 3/14/03

Completed By: Mitchell F. Irvin, A.D. **NOTE: Please see attached letter from KHSAA Commissioner—SOHS was granted a wavier this year due to SOHS splitting into North Oldham High School in the Fall of 2003.**

Instructions:

1. Summarize the Student Athletics Interest Surveys Form T-61 by listing the total number of responses on the line next to each sport.
2. Under the Other Category please provide a listing of the sports as well as the number of students who are interested in participating.
3. Please sign and date the Summary Form (T-63) and mail the Summary Form only to the KHSAA by April 15, 2003. Do not mail the student surveys (Form T-61). However, these Forms should be maintained in your files in the event they are requested subsequently.

_____ Number of Surveys

_____ Total Returned

_____ Grades Surveyed

How Was The Survey Administered? _____
(e.g. was it given in all English classes, or all home rooms, or advisee/advisor?)

Fall Sports (List Total Number of Participation Responses)

_____ Cross Country (Girls)

_____ Cross Country (Boys)

_____ Field Hockey (Girls)

_____ Football (Boys)

_____ Golf (Girls)

_____ Golf (Boys)

_____ Soccer (Girls)

_____ Soccer (Boys)

_____ Volleyball (Girls)

_____ Volleyball (Boys)

Winter Sport (List Total Number of Participation Responses)

_____ Basketball (Girls)

_____ Basketball (Boys)

_____ Gymnastics (Girls)

_____ Indoor Track (Girls)

_____ Indoor Track (Boys)

_____ Swimming & Diving (Girls)

_____ Swimming & Diving (Boys)

_____ Wrestling (Boys)

Spring Sport (List Total Number of Participation Responses)

- _____ Baseball (Boys)
- _____ Fast Pitch Softball (Girls)
- _____ Slow Pitch Softball (Girls)
- _____ Tennis (Girls)
- _____ Tennis (Boys)
- _____ Track (Girls)
- _____ Track (Boys)

Other Sports (From Student Survey T-61 Question 10)

Name of Sport	Number of Students Interested In Participating
_____	_____
_____	_____
_____	_____
_____	_____
_____	_____
_____	_____
_____	_____
_____	_____

Number of Students who participate in Intramural Sports.
(From Student Survey T-61 Question 5)

<u>Sport</u>	<u>Number</u>
_____	_____
_____	_____
_____	_____
_____	_____
_____	_____
_____	_____

List Intramural Sports students are interested in adding:
(From Student Survey T-61 Question 6)

<u>Sport</u>	<u>Number</u>
_____	_____
_____	_____
_____	_____
_____	_____
_____	_____
_____	_____

Participation in Non-School Sports Activities
 (From Student Survey T-61 Question 7)

<u>Sport</u>	<u>Number</u>
_____	_____
_____	_____
_____	_____
_____	_____
_____	_____
_____	_____

Reasons for not participating in interscholastic athletics.
 (From Survey Question 8)

<u>Response</u>	<u>Number</u>
_____ I prefer other activities such as band, chorus, etc.	
_____ I don't have time	
_____ The practice schedules and game times are inconvenient	
_____ The sport I like isn't offered	
_____ It's too expensive	
_____ I prefer to participate in club or intramural sports	
_____ Working	
_____ Other	

Student Suggestions to encourage participation

Barbara Jendly
 Principal's Signature

4/1/03
 Date